

ONE YEAR LIMITED WARRANTY

Your SaniTru is warranted to be free from defects in materials and workmanship for one year from the original purchase date. Should the product have a defect in materials or workmanship, we will repair or replace it without charge to you (a shipping and processing fee will apply). To obtain service under warranty, simply call our customer service center toll-free at **800.875.8577** | M-F 7-4 PST / 7-3 Sat.

This warranty does not cover damage caused by accident, misuse or any use other than as intended and described in this product manual, or damage resulting from failure to maintain and clean this product as specified in this product manual. This warranty applies only to the original purchaser of the SaniTru.

ALL EXPRESS AND IMPLIED WARRANTIES FOR THIS PRODUCT, INCLUDING IMPLIED WARRANTIES OF MERCHANTABILITY AND FITNESS FOR A PARTICULAR PURPOSE, ARE LIMITED IN DURATION TO THE WARRANTY PERIOD, AND NO WARRANTIES, WHETHER EXPRESS OR IMPLIED, WILL APPLY AFTER THIS PERIOD.

Some states do not allow limitations on the duration of implied warranties, so the above limitation may not apply to you. While this warranty gives you specific legal rights, you may also have other rights which may vary from state to state.

SANITRU Cleaning, Disinfecting and Sanitizing Solution Generator

Distributed by Ideal Living, LLC. | P.O. Box 9159 | Van Nuys, CA | 91409-8291 1.800.875.8577
cs@sanitru.com | ©2020 Ideal Living, LLC. All Rights Reserved.

ARBITRATION AGREEMENT

PLEASE READ THIS AGREEMENT CAREFULLY. YOU ACCEPT THE TERMS OF THIS AGREEMENT BY RETAINING THE PRODUCT(S) SHIPPED IN CONNECTION WITH THIS AGREEMENT (THE "PRODUCTS") FOR MORE THAN THIRTY (30) DAYS AFTER RECEIPT. IF YOU DO NOT AGREE TO THE TERMS OF THIS AGREEMENT, YOU MAY RETURN THE PRODUCT TO COMPANY WITHIN THIRTY (30) DAYS OF RECEIPT FOR A FULL REFUND.

THIS ARBITRATION AGREEMENT ("AGREEMENT") CONTAINS A MANDATORY ARBITRATION PROVISION THAT AFFECTS YOUR LEGAL RIGHTS AND REMEDIES BY PROVIDING THAT DISPUTES BETWEEN YOU AND THE MANUFACTURER, DISTRIBUTOR AND/OR SELLER OF THIS PRODUCT (COLLECTIVELY, "COMPANY"), MUST BE RESOLVED THROUGH BINDING ARBITRATION AND NOT IN COURT. IT ALSO PROVIDES THAT ANY DISPUTE CANNOT BE RESOLVED IN A CLASS ACTION OR OTHER PROCEEDING WHERE YOU REPRESENT OTHER PERSONS OR OTHER PERSONS REPRESENT YOU, AND THAT NO CLASS OR REPRESENTATIVE ARBITRATIONS ARE PERMITTED. PLEASE CAREFULLY READ ALL TERMS IN THIS AGREEMENT.

1. RESOLUTION OF CLAIMS OR DISPUTES.

Any claim or dispute between you and Company (or any of Company's subsidiaries or affiliates) arising out of or relating in any way to the Product or this Agreement shall be resolved through final, binding arbitration. This arbitration obligation is reciprocally binding on both you and the Company and applies regardless of whether the claim or dispute involves a tort, fraud, misrepresentation, product liability, negligence, violation of a statute, or any other legal theory. Both you and Company specifically acknowledge and agree that you waive your right to bring a lawsuit based on such claims or disputes and to have such lawsuit resolved by a judge or jury.

2. LIMITATION OF LEGAL REMEDIES.

All arbitrations under this Agreement shall be conducted on an individual (and not a class-wide) basis, and an arbitrator shall have no authority to award class-wide relief. You acknowledge and agree that this Agreement specifically prohibits you and the Company from commencing arbitration proceedings as a representative of others or joining in any arbitration proceedings brought by any other person. The parties agree that no class or representative actions of any type are permitted.

3. ARBITRATION PROCEDURES.


- a. Before instituting an arbitration, if you have any dispute, we strongly encourage you to contact the Company to try to resolve the matter by calling 800-875-8577, although you are not required to do so.
- b. The arbitration of any claim or dispute under this Agreement shall be conducted in accordance with the expedited procedures set forth in the JAMS Comprehensive Arbitration Rules and Procedures as those Rules exist on the date you receive the Product, including Rules 16.1 and 16.2 of those Rules. These rules and procedures are available by calling JAMS or by visiting its web site at www.jamsadr.com. The arbitration of any claim or dispute under this Agreement shall be conducted by an arbitrator who has at least five years of experience conducting arbitrations.
- c. The arbitration of any claim or dispute under this Agreement shall be conducted in the State of California or the location in which you received this Agreement. For claims of \$10,000 or less, you may choose whether the arbitration proceeds in person, by telephone, or based only on submissions.
- d. The Company shall pay costs for the arbitration of claims, including any JAMS Case Management Fee and all professional fees for the arbitrator's services. The Company shall pay the fees and costs of its own counsel, experts and witnesses and shall not be able to recoup them from you even if you do not prevail in the arbitration. Unless otherwise provided by law, you acknowledge and agree that you shall pay the fees and costs of your own counsel, experts and witnesses.

4. CHOICE OF LAW.

The arbitration provisions of this Agreement and any arbitration conducted pursuant to the terms of this Agreement shall be governed by the Federal Arbitration Act (9 U.S.C. Secs. 1-16). In this respect, the parties acknowledge that this Agreement involves a transaction conducted in interstate commerce. Otherwise, this Agreement and the rights of the parties hereunder shall be governed by and construed in accordance with the laws of the State of California, exclusive of conflict or choice of law rules.

5. SEVERABILITY.

If any provision of this Agreement is declared or found to be unlawful, unenforceable or void, such provision will be ineffective only to the extent that it is found unlawful, unenforceable or void, and the remainder of the provision and all other provisions shall remain fully enforceable.



INSTRUCTION MANUAL

READ ALL AND STORE

PLEASE READ THIS MANUAL IN ITS ENTIRETY BEFORE USING YOUR SANITRU DEVICE.

SAFETY WARNINGS

WARNING!

- **KEEP OUT OF REACH OF CHILDREN.** This appliance is not intended for use by children, or by adults with reduced physical, sensory or mental capabilities, unless they have been given supervision and given instruction concerning use of the Sanitru appliance and are supervised by a person responsible for their safety.
- This device can cause severe electric shock and death if not used in accordance with this user manual. Do not touch the device with wet hands. If the unit becomes damaged or leaks, immediately disconnect it from the power supply.
- Use only in well-ventilated areas. Electrolysis may generate odorless flammable gas.
- Do not consume electrolyzed water. It is not intended for human consumption.
- Avoid contacting your eyes with electrolyzed water. If in eyes, rinse well with tap water. If irritation persists, seek medical attention.
- Avoid contacting your skin with electrolyzed water. It should not affect your skin; however, if your skin becomes irritated, rinse it with plenty of tap water. If irritation persists, seek medical attention.
- Do not mix electrolyzed water with any other cleaning agent. If you transfer electrolyzed water to other containers, be sure the other container does not contain other chemical residues.

NOTICE

To avoid damage to your SaniTru device and your property:

- SaniTru is design to be powered with the supplied USB to USB-C cord. Plug the USB end into any USB charger.
- Do not pull, carry, lift or drag the appliance by the power cord. Remove the power cord from the device by grasping the plug itself and pulling gently.
- Do not immerse SaniTru into water. To clean SaniTru, rinse with tap water.
- SaniTru is not dishwasher safe.
- Empty the bottle after use and rinse with tap water.
- SaniTru electrolyzed water is highly reactive and may discolor fabric and some hard surfaces such as wood or plastics material. Always test the solution on a small area in an inconspicuous location to be sure it does not discolor your surfaces.

SANITRU BOX CONTENTS

1. SaniTru activator base, bottle body and aerosol spray head
2. USB A to USB C power cord
3. Measuring spoon
4. 1 bottle of pH / Free Chlorine test strips
5. 1 dropper bottle and graduated dropper (not shown)
6. Instruction Manual
7. Vinegar funnel for dropper bottle (not shown)



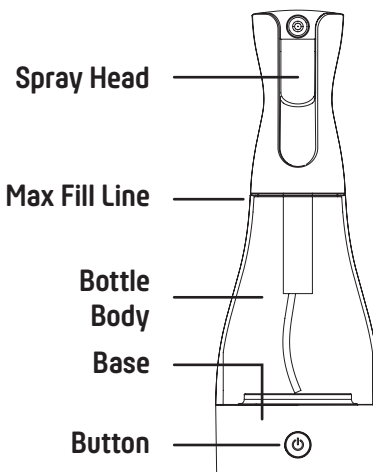
USB Charging Cord



Spoon / 3g



Instruction Manual



SPECIFICATION

MODEL	ST100
Size:	Diameter 3.5" wide X 10" high
Volume:	500ml - 16.9 Oz
Electrolysis time	10 minutes
Target Free Available Chlorine / pH	200 / pH 4-6
Power:	USB outlet
EPA Est. No.	97264-CHN-1

DIRECTIONS FOR USE

The SaniTru appliance generates a cleaning, sanitizing and disinfecting solution by electrolyzing tap water and salt to form hypochlorous acid stabilized at the optimum pH for sanitizing and disinfecting performance.

SANITRU DISINFECTING SOLUTIONS ARE DESIGNED FOR USE IN:

- Commercial buildings' routine cleaning and disinfecting of hard nonporous surfaces and floors.
- Daycares, pre-schools, schools, universities, and other campus facilities' routine daily cleaning and disinfecting of hard non-porous surfaces.
- Hotel, motel, casino and other hospitality housekeeping, venues. On hard, non-porous surfaces.
- Cleaning high-touch areas and surfaces including but not limited to door handles, door knobs, tabletops, countertops, television, television remotes, video game controllers, chairs, headboards, sinks, faucets, etc. On hard, non-porous surfaces.
- Cleaning and disinfecting homes, hospitals, dentist offices, assisted living facilities, long term care facilities, nursing homes, medical clinics, military facilities, medical offices, veterinary facilities, animal research facilities, cruise ships, farms, laboratories classrooms, food processing facilities, restaurants, etc.
- Restaurant's hard, non-porous food contact and non-food contact surfaces.
- Cleaning and disinfecting areas with a two-step process in restrooms, toilets areas, sinks and sink areas, counters, exterior surfaces of urinals, floors, mirrors and other areas. On hard, non-porous surfaces.
- Cleaning and disinfecting Animal Premises. Animal Grooming Facilities, Animal Housing Facilities, Animal Life Science Laboratories, and Kennels. On hard, non-porous surfaces.

SANITRU

BEFORE THE FIRST USE

Rinse the bottle body and aerosol spray head inside and out with cold water to clean the inside and fill the supplied dropper bottle with any white distilled vinegar (5% acidity).

PREPARING THE CLEANING, SANITIZING AND DISINFECTING SOLUTION.

1. Using the supplied measuring spoon, add one (1) even spoonful (3g) of fine table salt to the bottle. Do not overfill or underfill the measuring spoon. We recommend using only non-iodized, fine table salt (iodized salt will reduce the concentration of the solution).

2. Fill the bottle with cold tap water up to the max fill mark in fig 1 [right below the neck of the bottle] (about 500ml).

CAUTION: only use cold tap water or purified water. Do not overfill or under fill the bottle. This will affect the performance.

3. Remove 1.25ml (¼ tsp) of vinegar from the dropper bottle using the supplied graduated dropper and add it to the SaniTru bottle.

CAUTION: Only use the amount of vinegar specified.

4. Screw the aerosol spray head onto the bottle until snug. Shake the bottle well until the salt is fully dissolved. Remove the aerosol spray head and plug the supplied USB cord into the bottle and the other end into any USB – outlet/charger (supplied by user).

CAUTION: Be sure that the salt added to the bottle is fully dissolved before starting the electrolysis cycle.

CAUTION: Do not electrolyze the water with the aerosol spray head attached. This may cause pressure to build up and make the solution leak on your counter.

5. Press the button on the activator base and keep it pressed until you hear a beep. The LED light (inside the activator base) changes from **Red to Green**. The unit will now electrolyze the water to make a sanitizing and disinfecting solution. The Green light will blink until the electrolysis cycle is complete, about 10 minutes. When the cycle is complete, the SaniTru will beep one time and the blinking green light will turn to a steady blue light.

6. After the electrolysis process is complete, use the test strips provided to verify that the hypochlorous solution has necessary level of free chlorine (200 ppm or higher) and a pH of between 4-6. These criteria apply while running a 10-minute batch. If the pH is above 6, add a little more vinegar to the solution. If the free chlorine is less than 200 ppm, run the electrolysis cycle one more time by pressing and holding the button on the activator base until you hear a double beep and the cycle starts again.

CAUTION: Except as described, do not run more than one cycle per bottle. Do not unplug the unit before the cycle has been completed.

7. When the electrolysis process is complete, unplug the USB charging cord from the SaniTru bottle and reattach the aerosol spray head to the bottle.

SANITIZING AND DISINFECTING HARD SURFACES

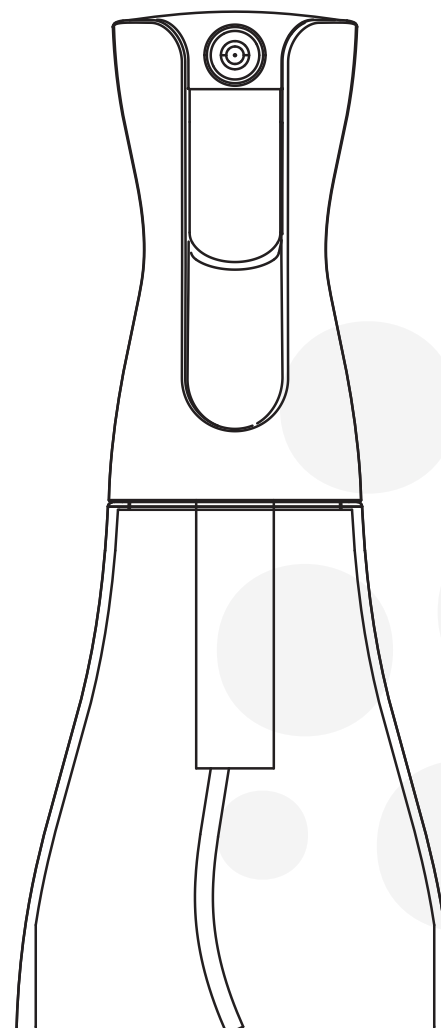
To sanitize and disinfect hard, non-porous surfaces, hold the spray bottle at a 45-degree angle about 12 inches from the surface and spray the SaniTru solution onto surface until the surface is thoroughly wet. Alternately, spread the SaniTru solution on the surface with a microfiber, cotton, disposable paper towel, sponge, cloth or other wipes until the surface is thoroughly wet. Let stand wet for 10 minutes. Either let the surface air dry or wipe the surface with a clean towel after 10 minutes. A potable water rinse is recommended for food contact surfaces after disinfection. For heavily soiled surfaces, the surface should be pre-cleaned to remove bulk filth before attempting to disinfect or sanitize.

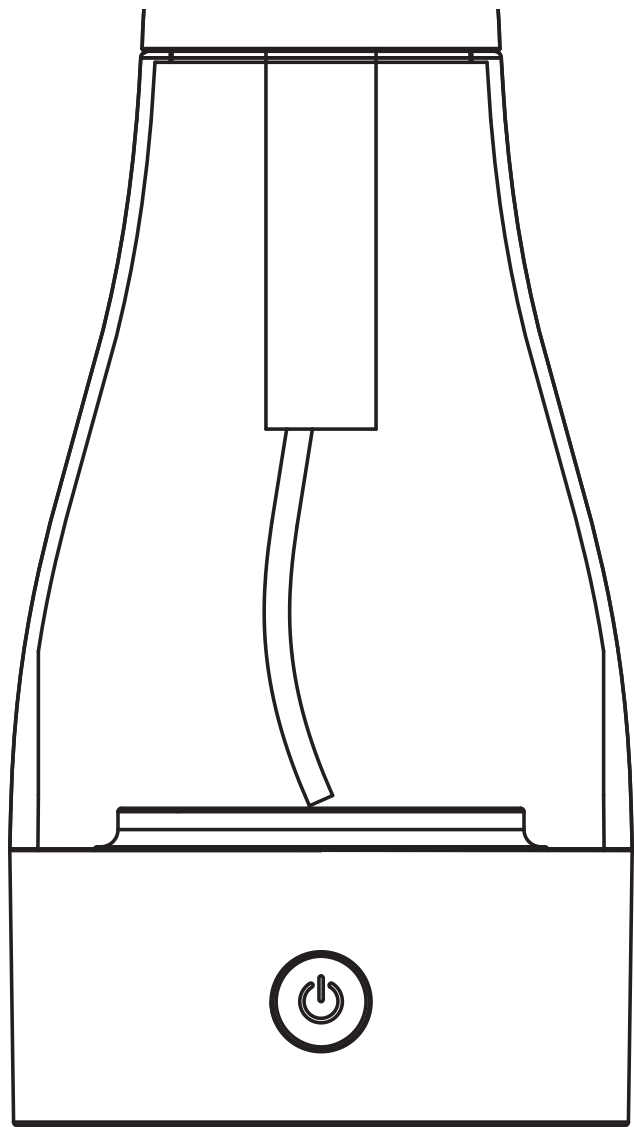
STORAGE AND DISPOSAL

Store the SaniTru solution in the spray bottle at room temperature away from direct sunlight to prevent deterioration. Store the solution for a maximum of 10 days. Expired or excess SaniTru solutions may be discarded via sink drain or the equivalent.

⚠ IMPORTANT NOTE:

After making the solution you can typically use it for up to 10 days if properly stored. After storage, check the free available chlorine with the provided test strips to confirm 200 ppm free chlorine. Never reuse remaining solution, always empty it out and rinse the bottle with water before proceeding making a new batch. Store the SaniTru solution in the supplied aerosol spray bottle at room temperature, away from direct sunlight and heat to avoid deterioration.





 SANITRU™

